


**CREATE
YOUR OWN
AMUSEMENT PARK
WITH**



Name: _____



WHAT'S INSIDE?

Inside you will find a step-by-step guide for create your own **AMUSEMENT PARK.**

Before you start remember:

1. It's okay if you don't know how to spell a word.
2. If you don't have an idea right away, don't give up. Just come back to it later.
3. Write from your heart! There are no bad ideas.
4. Use your imagination. It doesn't have to be "real."




Now let's get started! We can't wait to read what you write.

WHO?

Who's the amusement park for?

Is it for you? for kids? for babies? your parents? aliens? Draw and write about who you're designing for.



WHY?

What's the purpose of your amusement park?

Is it to have fun? To scare people? So people can swim in hot fudge water? Get creative!

WHAT'S IT CALLED?


What's the name of your amusement park? Think of something that will make your audience want to come.

Use the space below to brainstorm different names.

Write your final name here:

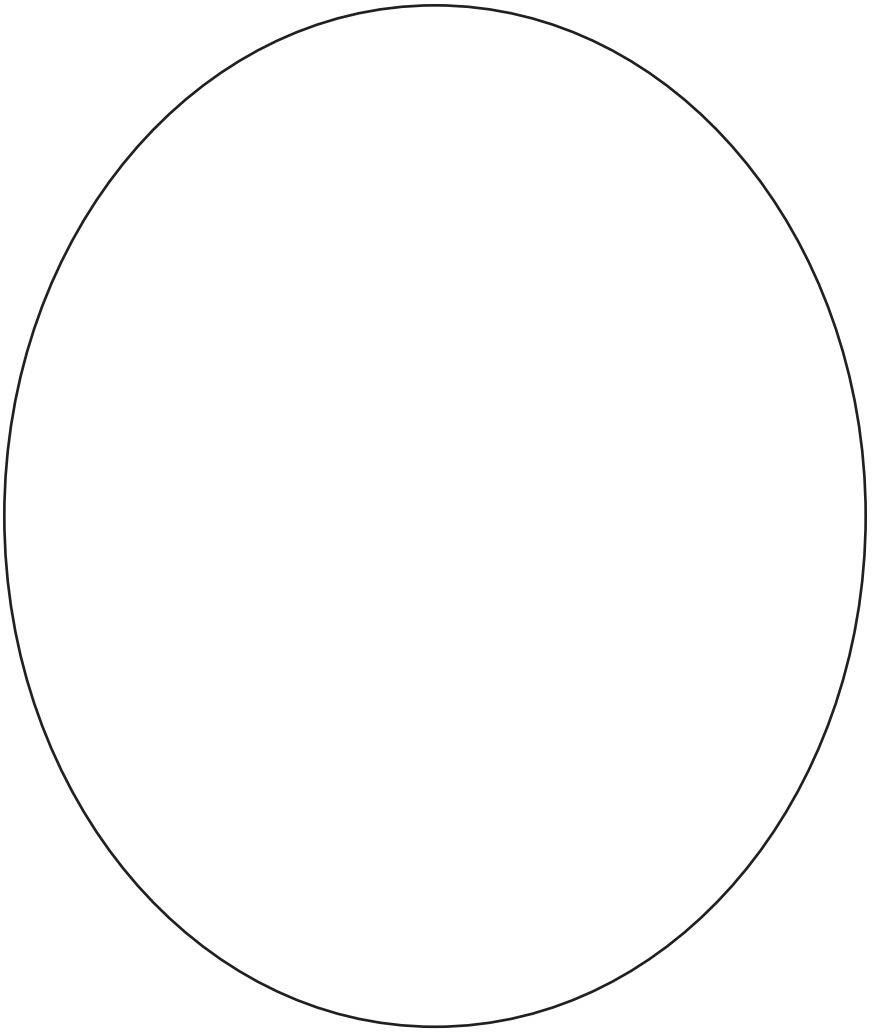
LET'S DESIGN!

What does your amusement park look like? Draw it here and don't forget to label your picture.



CREATE A SIGN

Draw the sign that hangs outside the entrance to your amusement park.





**CONGRATULATIONS!
YOU'VE DESIGNED
YOUR VERY OWN
AMUSEMENT PARK**



826! 
NEW ORLEANS