

Write a
Fantasy Story with
826 New Orleans!



Author: _____
(Your Name)






Table of Contents

What's Inside	1
What is a Fantasy Story?	2
Fantastical Words	3
Brainstorm your Ideas Here	4
Let's Create a Magical World	5
Creating your 1st Character	6
Creating your 2nd Character	7
Conflict and Resolution	8
Sketch your Story	9
Putting it All Together	11
Writing your Final Fantasy Story	13
Share your Story with Us	20

What's Inside?

Inside you will find a step-by-step guide for writing a fantasy story of your very own. This is just a guide. You don't have to use every page, box, or line.

Before you start remember:

1. It's okay if you don't know how to spell a word.
2. If you don't have an idea right away, don't give up. Just come back to it later.
3. Write from your heart! There are no bad topics. Write what you want.

Now let's get started! We can't wait to read what you write.



You can also watch videos to help you write your story at:
tinyurl.com/826NewOrleansYouTube

What is a Fantasy Story?

Before we get started, it's important to know the elements of a Fantasy story. To hear Ms. Kelsey, from 826 New Orleans, read a Fantasy story go to tinyurl.com/826NewOrleansYouTube and watch the video titled "Intro to Fantasy Writing."

Elements of a Fantasy Story

- A make believe story
- There can be magical places
- Magical things can happen
- Animals might talk
- Animals might wear clothes
- There might be monsters, aliens, fairies, or a totally new creature you come up with!
- There can be events that can't happen in real life
- The story might be funny, happy, serious, or sad
- There might be imaginary characters
- It can be set in the real world or you may get transported to a whole new world
- It might be a dream you had




To hear Ms. Kelsey, from 826 New Orleans, read a Fantasy story go to tinyurl.com/826NewOrleansYouTube and watch the video titled "**Intro to Fantasy Writing.**"

Fantastical Words

(you might want to use)

- abracadabra
- adventure
- dazzle
- enchanted
- evil
- fairy
- fairy godmother
- giant
- hero
- heroine
- invisible
- king
- kingdom
- magic
- magic carpet
- mischievous
- mythical
- potion
- queen
- quest
- superpowers
- superstitious
- transform
- troll
- unbelievable
- unicorn
- vanish
- want
- witch

What are some fantastical words you know? You can even up your own words. Write them below:



Brainstorm your Ideas Here

When we brainstorm ideas there are no right or wrong ideas.
Just write or draw what comes to your mind!

Characters: Who are some characters you might want to see in your story?

Ex: Swamp Fairy

Setting: Where are some places your story may take place?

Ex: City Park, New Orleans

Problem: What happens in your story? It doesn't have to be a "bad" problem.


Ex: All of the plants in city park start disappearing.

Solution: How does your problem get solved?

Ex: My tears have healing powers and make the plants come back when I cry.

Let's Create a Magical World!

Close your eyes and imagine what your world or setting looks like. Draw it here.



Use words to tell us about your story:

Creating your 1st Character

Name |

Draw a picture of your character:

Your character's physical traits: What do they look like?

Character Traits & Personality: What are they like on the inside?

Other Facts

Age:

Lives in:

Magical Powers:

Super Powers:

Creating your 2nd Character

Name |

Draw a picture of your character:

Your character's physical traits: What do they look like?

Character Traits & Personality: What are they like on the inside?

Other Facts

Age:

Lives in:

Magical Powers:

Super Powers:

Conflict & Resolution

The Problem or “Uh Oh” Moment of my story:

Draw your Problem or “Uh Oh” Moment:

The Resolution: How your “uh oh” moment is solved.


Draw your resolution:

Sketch your Story

Beginning



Middle



End



Writing your Final Fantasy Story!

Now that you've written a draft and read it over. It's time to write your final draft. Use the next page to make your cover and the following pages to write your final draft.

Blank rectangular box for drawing or writing.

Title

Large blank rectangular box for drawing or writing.

Cover Art: Draw your Cover

By:

Don't Forget...



You can also watch videos to help you write your story at:
tinyurl.com/826NewOrleansYouTube

Share your story with us by emailing hello@826neworleans.org
or DMing us on Instagram @826NewOrleans

